



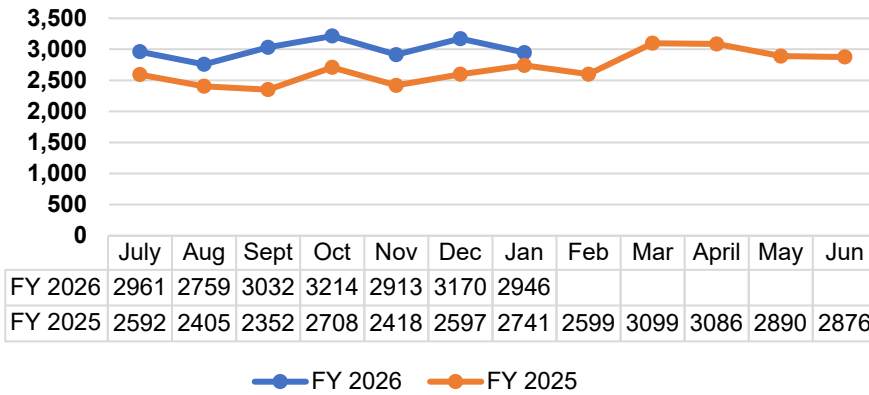
# Berkshire Regional Transit Authority

## Paratransit Service Performance Year to Date

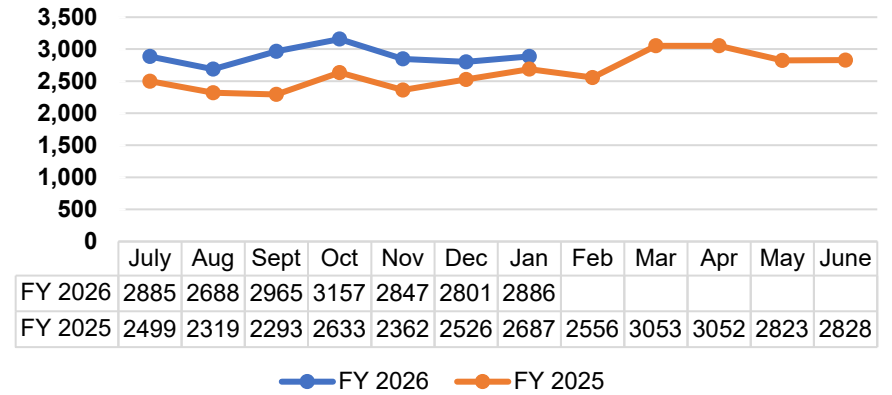
### FY 2026 July 1, 2025 – January 31, 2026

#### Ridership by Category

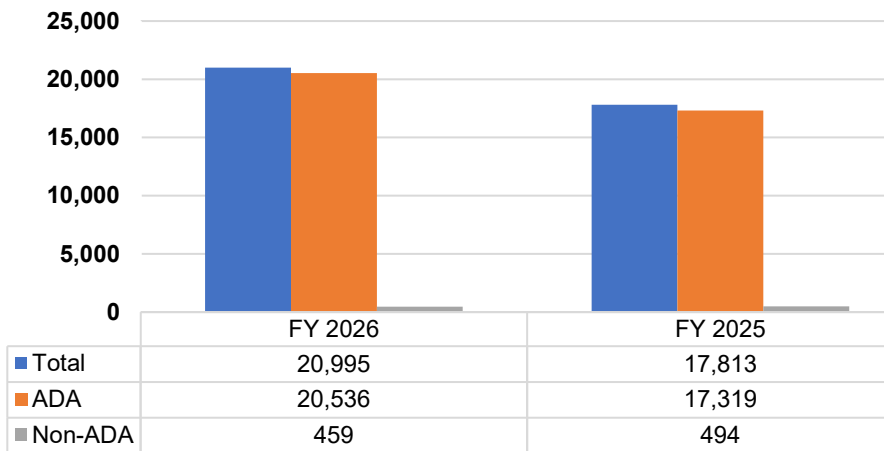
Total System Passengers by Month



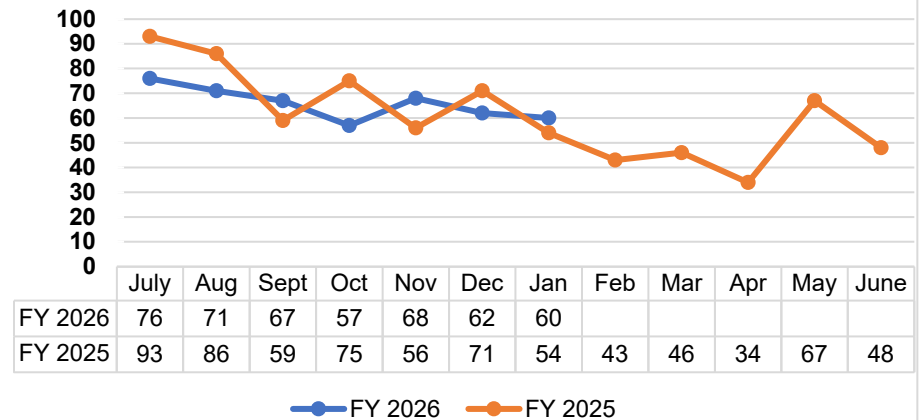
Total ADA Passengers



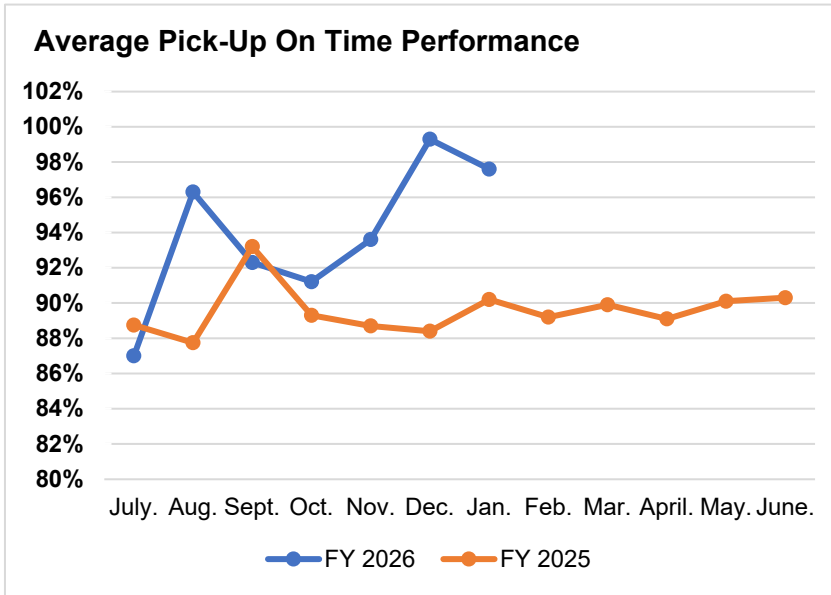
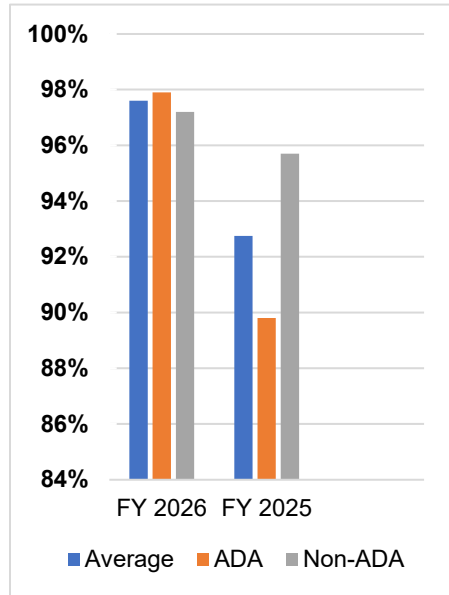
Total System Ridership Year to Date



Total Non-ADA Passengers



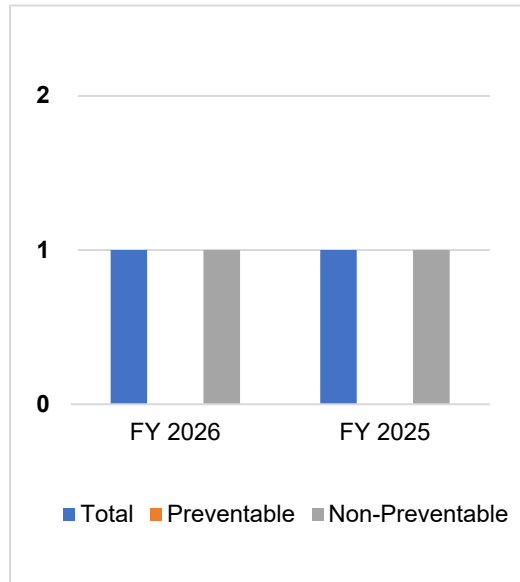
### On Time Performance (Pick-Up OTP Only as of FY26 per MassOSA)



### Customer Complaints (Valid)

Month	FY 26	FY 25
July	0	0
Aug.	0	3
Sept.	0	1
Oct.	0	0
Nov.	0	0
Dec.	0	0
Jan.	0	0
Feb.	-	-
Mar.	-	-
April	-	-
May	-	-
June	-	-
<b>Total</b>	<b>0</b>	<b>4</b>

### Accidents (Total YTD)



### Preventable Accidents

Month	FY 26	FY 25
July	0	1
Aug.	0	0
Sept.	0	0
Oct.	0	0
Nov.	0	0
Dec.	0	0
Jan.	0	0
Feb.	-	-
Mar.	-	-
April	-	-
May	-	-
June	-	-
<b>Total</b>	<b>0</b>	<b>1</b>

### Mobility Devices (Total YTD)

